



HAULER TRUCK BODIES

Whether the job requires hauling materials on the truck or towing trailers, consider the DuraMag® Hauler Truck Body. Our superior understructure provides the strength and rigidity you need with a light tare weight.

OVERALL STRENGTH

The DuraMag hauler subframe is a superior strength Steel Box Tube.

HIGHER LOAD CAPACITY

DuraMag bodies are all made from high strength-to-weight ratio aluminum. The DuraMag aluminum body gives you more hauling capacity.

QUALITY CONSTRUCTION AND APPEARANCE

DuraMag aluminum haulers are sleek and attractive – designed to match the truck with custom extruded shapes.

ENCLOSED WIRING INSIDE BOX TUBE

All wiring is not exposed to the elements providing years of trouble free operation.

FUNCTIONAL RUB RAILS AND STAKE POCKETS

DuraMag Hauler Bodies have rub rails/stake pockets on both sides and rear, allowing for side and tailboard board options.

Explore options and find a dealer or upfitter near you at duramagbodies.com/dealer-locator.

STANDARD FEATURES

- 18,000 lbs. 2.5" Receiver Hitch with 3-way Receptacle
- 30,000 lbs. Gooseneck hitch, compatible with B&W Gooseneck hitch accessories

- 2" x 4" Box Tube Steel Sub Frame
- 3 1/2" x 3 1/2" Integrated Steel Rear Bumper
- Fully Powder Coated Steel Subframe
- Extruded Aluminum Flooring

- Aluminum 2" x 3" Box Tube Cross Members
- Headboard with Accessory Glide Track
- Cast Aluminum License Plate Holder

FULLY SKIRTED PACKAGE

- Rear Apron
- 2 Front Toolboxes

- 2 Rear Toolboxes
- Cast Aluminum Fuel Filler


- Cast Aluminum License Plate Holder
- Molded Aluminum Fender Flares

OPTIONS


**Body is shown with optional aluminum fender and under body box*




Diamond Plate Apron



B&W Companion Hitch




Skirted Model



4k SS Recessed D-Ring



Gooseneck & Hatch Cover



Drop Down Rails

CAB CHASSIS

Model	Dimensions	Fits	Weight
HBTB09795	92-1/2" x 114"	Ford , Dodge, and GM 3500	735 lbs
HBTB09711	92-1/2" x 136"	Ford , Dodge, and GM 3500	805 lbs
HBTB09795SB	92-1/2" x 114"	Ford , Dodge, and GM 3500	865 lbs
HBTB09711SB	92-1/2" x 136"	Ford , Dodge, and GM 3500	970 lbs
HBTB09795SB-DP	92-1/2" x 114"	Ford , Dodge, and GM 3500	865 lbs
HBTB09711SB-DP	92-1/2" x 136"	Ford , Dodge, and GM 3500	970 lbs
HBTB09711SB-MED	92-1/2" x 136"	GM Med Duty & International CV	975 lbs
HBTB09795SB-MED	92-1/2" x 114"	GM Med Duty & International CV	870 lbs
HBTB09795-MED	92-1/2" x 114"	GM Med Duty & International CV	745 lbs
HBTB09711-MED	92-1/2" x 136"	GM Med Duty & International CV	815 lbs
HBTB08495-SRW	81" x 114"	60" CA SRW Ford & Dodge	775 lbs
HBTB08495SB-SRW	81" x 114"	60" CA SRW Ford & Dodge	850 lbs

DISTRIBUTED BY:

Explore options and find a dealer or upfitter near you at duramagbodies.com/dealer-locator.

DM_2023_0037_v4

DURAMAG

A Shyft Group™ Brand